REGAL
romance

Make a statement this season with opulent eye-shadow hues, soft blush tones and stunning lip colours

CONTOURED QUEEN

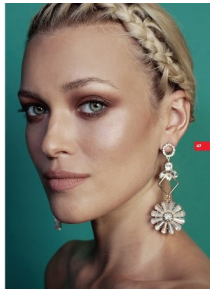





Glam it up

Looking for a hairstyle that'll turn heads? Whether you wear your hair natural, have a weave, or prefer a big and bold Afro, we've got four easy-to-achieve styles perfect for the festive season

WORDS AND PRODUCTION CANDICE-LEE KANNEMEYER
PHOTOGRAPHS MARGUERITE OELOFSE, SNCM







Modernist mohawk

Go big or go home

Shape up
This style takes the Afro into another dimension. Side-part the hair, then create an off-centre structure using a fun hair accessory. Add a little moisturising cream such as Carina Shea Butter Coconut Oil Shine & Hold Mist R200 to the hair for manageability.
PHOTOGRAPHED BY ELIN CERT
MAKEUP: MUSHIN SAHI
HAIR: LEONICE DE AGO
STYLED BY LILIO BELLE

MODERN-DAY HEROINE
Put a twist on a classic beauty look with dishevelled brows and a romantic red lip. For a sheen, use either a satin lipstick, or a lipgloss spread softly over a matte lip colour and then add a textured effect to brows with a brow brush. Finish with a dusting of soft peach on the cheeks.

COMFORTABLE COCOA
Decadent lips are the order of the day. Burn brights for a bit and lace lips with coffee, cocoa or chocolate-coloured lipsticks, glosses or tints. Complement the warmth of the lips with a slate grey eyeshadow washed over the lids and lightly brush on mascara.

New heights
Draw hair up into a frizzy bun and spritz. Using an edge-control product like Aunt Jackie's Flaxseed Recipes Tame My Edges Smoothing Gel BLR, create wavy edges that lie flat around the hairline, framing the face.
LIPSTICK: GEL MAX BLUSH
FIBRE: CARTON 01 PRO
BLACK BETTY

SERVE BURGUNDY
Dare to be different with deep, dark maroon. The traditional spot to place such an opulent colour would be the lips, but this season break with convention and wear it over your lids and lower lashes instead. Specs of shimmer in the eyeshadow make it that much richer, while a cream or caramel-coloured lip in a matte finish is more nuanced of the 70s.

TAILORED TO PERFECTION
Go for seamless make-up and soft contouring, choosing a foundation that perfectly diffuses into your natural skin tone. Create subtle definition by applying a foundation two shades darker than the one used on your face just below your cheekbones. Enhance your eyes, lips and brows with colours that match those features.

*photographer **MARGUERITE OELOFSE** - beauty

*SNCM

www.sncm.co.za



Supernova Creative Management Unit 101B, Buchanan Square, 160 Sir Lowry Road, Cape Town, 7925 +2721 461 3549

*photographer **MARGUERITE OELOFSE** - beauty

*SNCM

www.sncm.co.za

Supernova Creative Management Unit 101B, Buchanan Square, 160 Sir Lowry Road, Cape Town, 7925 +2721 461 3549

*photographer **MARGUERITE OELOFSE** - beauty

*SNCM

www.sncm.co.za





Supernova Creative Management Unit 101B, Buchanan Square, 160 Sir Lowry Road, Cape Town, 7925 +2721 461 3549