

*Hair and Makeup **CHERYL PARKER** - beauty



www.sncm.co.za





*Hair and Makeup **CHERYL PARKER** - beauty



www.sncm.co.za









*Hair and Makeup **CHERYL PARKER** - beauty



www.sncm.co.za





**INTERTWINED AND
ACCESSORISED**

Adding wooden and marble beads is a great way to accessorise your hair – but you don't need to stop there. Recently we've been seeing braids adorned with yarn wraps, string and hair rings – truly your crowning glory.

JUMPSUIT RICH MINISI



SCAN VIA 

BE INSPIRED
BY OUR
BEAUTY FILM.

MAKE-UP: CHERYL PARKER
MODELS: ESSENCE/PULSE MODEL
MANAGEMENT, ARETHA/TWENTY
MODEL MANAGEMENT, LUKINDO/
OUTLAWS MODEL AGENCY
STOCKISTS SEE P126





BANTU KNOTS

Originating with the Zulu people, Bantu knots are a no-fuss hairstyle with proven longevity. A modern twist is to follow intricate lines that are plaited across the head. Get even more creative by using different plaiting techniques.

COAT: RICH MINISI

Renaissance
BEAUTY

*Hair and Makeup **CHERYL PARKER** - beauty



www.sncm.co.za



*Hair and Makeup **CHERYL PARKER** - beauty



www.sncm.co.za



*Hair and Makeup **CHERYL PARKER** - beauty



www.sncm.co.za





*Hair and Makeup **CHERYL PARKER** - beauty



www.sncm.co.za



*Hair and Makeup **CHERYL PARKER** - beauty



www.sncm.co.za



*Hair and Makeup **CHERYL PARKER** - beauty



www.sncm.co.za





*Hair and Makeup **CHERYL PARKER** - beauty




www.sncm.co.za



*Hair and Makeup **CHERYL PARKER** - beauty



www.sncm.co.za







*Hair and Makeup **CHERYL PARKER** - beauty



www.sncm.co.za





*Hair and Makeup **CHERYL PARKER** - beauty




www.sncm.co.za



*Hair and Makeup **CHERYL PARKER** - beauty



www.sncm.co.za



*Hair and Makeup **CHERYL PARKER** - beauty



www.sncm.co.za



STYLE

Dark romance/tea & dresses/proportion play

PHOTOGRAPHY: JACQUES VETTERS/AGENCYBOOK, STYLING: NICKY VAN ECK/WHITES, HAIR & MAKE-UP: CHERYL PARKER/SUPERNOVA, MODEL: MARIANNE J. SION

9

Take a trip to the fantastical and darkly romantic side of fashion with our focus on all things decadent, delicate and dreamy **(P20)**. You're also invited to tea, so don't miss our selection of party-worthy girls' dresses **(P10)**, and then amplify your style by playing with proportions for an on-trend ensemble **(P26)**.

*Hair and Makeup **CHERYL PARKER** - beauty



www.sncm.co.za





Retro swirls

For this Hollywood glamour look by hair pro Cheryl Parker, "it's vital that the sections are the same size all the way around the head. Tong every piece in the same direction with a barrel tong, then pin each curl in place. Once done, lightly tease at the roots to add volume. Then, brush from the ends up towards the roots with a paddle brush. Finally, brush downwards in a zigzag motion to release the spiral and create length," recommends Cheryl.

Dress W35T

Curl power


Big, bouncy and textured hair is back! The easiest way to pump up the volume and turn heads? Kinks, curls, waves and tendrils.







Defined ringlets

Even naturally curly hair like our model's needs some help with definition. "Spray each section with a serum to protect and smooth each strand," suggests Cheryl. This will help prevent frizz, too. Wrap the sections around a tong, hold for a few seconds and release. When the whole head is done, "separate the curls for fantastic volume, then twist them back into place," adds Cheryl. 

Blouse KL&K CGDT; bodysuit Witchery at Woolworths; earrings Mimco at Woolworths

G SEE THE BEHIND-THE-SCENES VIDEO OF THIS SHOOT AT GLAMOUR.CO.ZA

*Hair and Makeup **CHERYL PARKER** - beauty



www.sncm.co.za



*Hair and Makeup **CHERYL PARKER** - beauty



www.sncm.co.za





tip
If you're battling to get the glitter to stay where you want it, don't sweep on the second layer: dip the brush into the polish and dot onto nails.

DISCO SPARKLES

To keep the glitter trend modern, look for polishes that contain big particles, and ombre the base colour from dark to light on each finger. We used purples, from dark to very light.



tip

If you struggle to free-hand straight lines, use striping tape or sticky tape as a guide.

COLOUR BLOCKED

Channelling one of the key fashion trends, this geometric design is highlighted by alternating colours in each of the blocks on different nails. Try it in white, black and grey for a work-friendly colour combo.



GLITTER MOON

What's old is new again in the case of the half-moon mani. We've updated the crescent-moon design by adding lots of glitter and using a pastel base. It's a great way of keeping a grown-out mani fresh.



BEAUTY

Make-up artist Cheryl Parker used the new L'Oréal Superliner Blackbuster, R140 – an easy-to-use, mistake-proof marker liner. To achieve this look, simply draw a line on the upper lash line and pull it upwards and outwards. Use the same technique on the bottom lash line. Ensure there's a small gap between the two flicks and add a little highlighter to the gap to make it really stand out.

Compiled by Candice-Lee Kannemeyer

**LEARN
YOUR
LINES**

Put a modern spin on the classic cat's eye

Photographer: Cameron McDonald. Hair & make-up: Cheryl Parker @ Supernova. Model: Naomie @ Max Models

*Hair and Makeup **CHERYL PARKER** - beauty



www.sncm.co.za



*Hair and Makeup **CHERYL PARKER** - beauty



www.sncm.co.za



*Hair and Makeup **CHERYL PARKER** - beauty



www.sncm.co.za





MY LITTLE PONY

"If there's one hairstyle that never goes out of fashion, it's a chic pony," says top South African hairstylist Merle Tlou. She suggests saving old hairpieces to re-use for different styles. "Simply attach a few hairpieces of the same or similar colours together to create a chic and sophisticated pony. Ensure you maintain your hairpieces when they're not in use – brush them to prevent knotting and store them by laying them flat in a box."

5 HOT HAIRSTYLES FOR LESS

The expense of wigs and weaves hits our pockets hard – especially at this time of year! We showcase some clever, wallet-friendly styles and tricks to ensure your crowning glory looks great every day

Written by Candice-Lee Kannemeyer





ROCK A TURBAN

If you're having a really bad hair day (as we all do sometimes), but don't like the thought of a wig, what better solution than to cover up with a turban? Not only will this solve your problem, but it gives you an opportunity to co-ordinate colours and transform the energy of your look. Experiment with different fabrics and try tying your turban into beautiful shapes. Turbans are all the rage at the moment, so you'll be totally on trend.

Photographer: Nick Boulton. Hair: Maria Tius @ Infidol. Make-up: Cheryl Parker @ Supernova. Fashion assistant: Megan Thomas. Model: Roslyn @ Outlines

All jewellery:
Kirsten Goss,
www.kirstengoss.com
Scarf, Desray,
021 448 2887,
www.desray.co.za



WONDER WIG

Sometimes skill, hairpieces and bobby pins can't disguise the truth: you're having a bad hair day. When your hair's simply not behaving, the best thing to do is sport a good wig.

Wigs work for any occasion, day or evening, and are a simple and affordable way of glamming up your look in seconds.

Keep these tips in mind when buying and storing a wig:

1. Always invest a little extra in real-hair wigs. They may cost more, but they're worth it, as you can apply heat to them for easy styling.
2. Store your wig inside out in a box of any kind.
3. If you don't use a lot of products on your wig, you'll only need to wash it once every three months. (Special wig shampoos are available from selected salons.)
4. For long-haired wigs, it's important to trim the split ends.
5. Never use oil sprays on a wig. It's simply unnecessary and can leave a heavy, dull residue.



HAIR

BEAUTIFUL BUN
An elegant bun is one of the easiest looks to achieve and can be dressed up or down for any occasion. All you need are a few bobby pins, a cheap hairpiece and your hands. "A short ponytail piece will work perfectly: fold it in half and pin it on. It's that easy!" says Merle. "There's room to experiment with the size of the bun, the colour and the positioning."





*Hair and Makeup **CHERYL PARKER** - beauty



www.sncm.co.za



*Hair and Makeup **CHERYL PARKER** - beauty



www.sncm.co.za





mooi, mooier

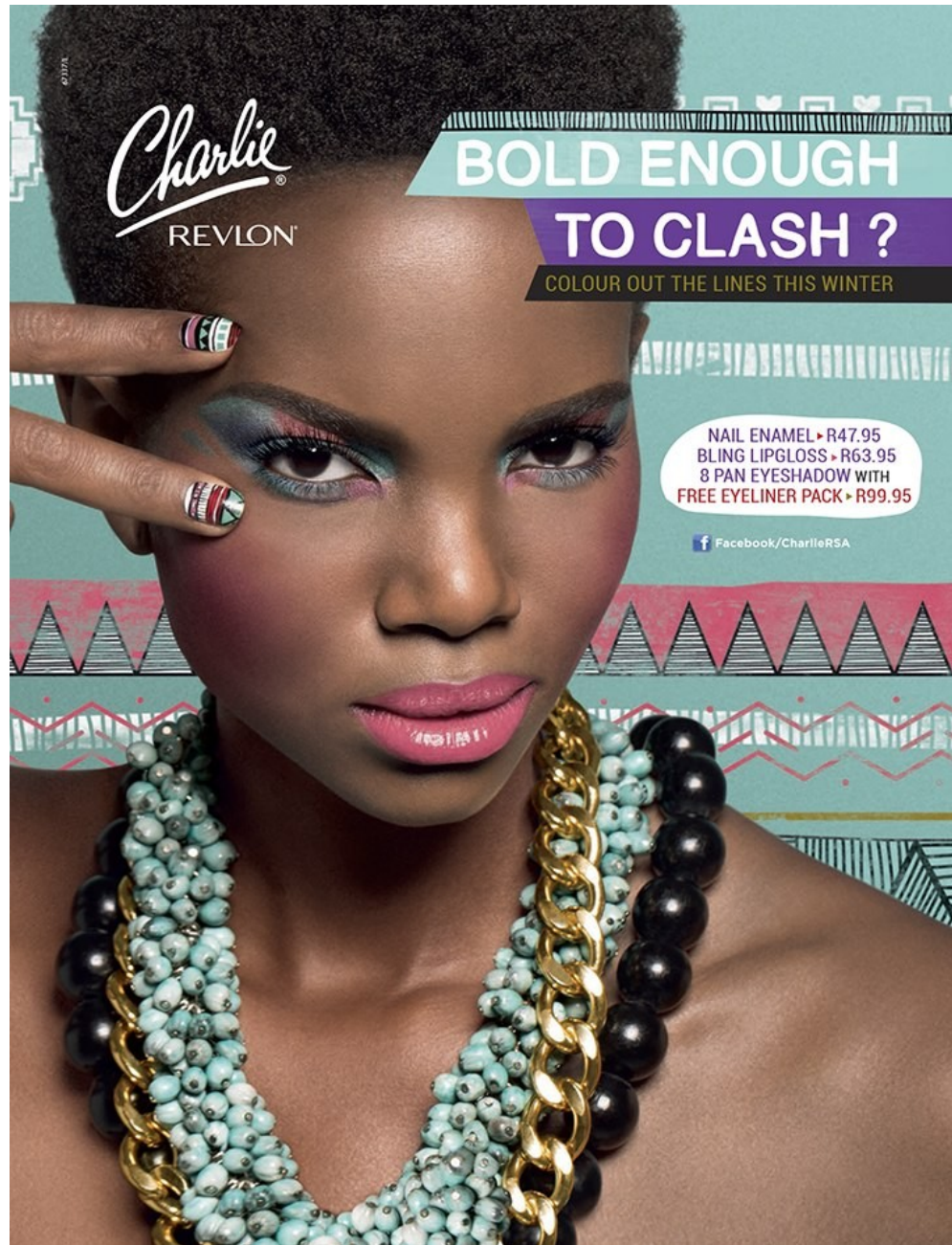
Die **BESTE** **VELSORGRAAD**

*Ons het 'n paar kundiges gaan vra wat hul beste velsorgwenke is.
En hul geheime lê toe in eenvoudige dinge en nie noodwendig die
duurste produkte op die winkelrakke nie*

Deur JUSTINE KROES. Foto's deur KRISTINA STOJILJKOVIC

54 rooi rose | MAART 2006







COSMO
Polished

NAIL CRUSH!

**2015's HOTTEST
SHADES, DESIGNS
AND TRENDS +
THE PRODUCTS
YOU NEED TO TRY**

PHOTOGRAPHY: NAIL CRUSH. STYLING: JUANNA PARATYKAS. MODEL: WILLIAMSON. MAKEUP: CHERYL PARKER. HAIR: CHERYL PARKER. SNCM CREATIVE MANAGEMENT. NAIL ART: CLARA. 2015.



*Hair and Makeup **CHERYL PARKER** - beauty



www.sncm.co.za





LOOK 3
A fancy
plait
(Get the look, page 103)

CARDIGAN (R590) FROM JO BORKETT • RING (R200) FROM LUNAR • BUYER'S GUIDE ON PAGE 116

*Hair and Makeup **CHERYL PARKER** - beauty



www.sncm.co.za





