

*Hair and Makeup **CHERYL PARKER** - makeup



www.sncm.co.za



*Hair and Makeup **CHERYL PARKER** - makeup



www.sncm.co.za



*Hair and Makeup **CHERYL PARKER** - makeup




www.sncm.co.za



*Hair and Makeup **CHERYL PARKER** - makeup




www.sncm.co.za




*Hair and Makeup **CHERYL PARKER** - makeup



www.sncm.co.za











*Hair and Makeup **CHERYL PARKER** - makeup



www.sncm.co.za



*Hair and Makeup **CHERYL PARKER** - makeup



www.sncm.co.za



*Hair and Makeup **CHERYL PARKER** - makeup



www.sncm.co.za



*Hair and Makeup **CHERYL PARKER** - makeup



www.sncm.co.za



*Hair and Makeup **CHERYL PARKER** - makeup



www.sncm.co.za







*Hair and Makeup **CHERYL PARKER** - makeup



www.sncm.co.za



*Hair and Makeup **CHERYL PARKER** - makeup



www.sncm.co.za



*Hair and Makeup **CHERYL PARKER** - makeup



www.sncm.co.za







*Hair and Makeup **CHERYL PARKER** - makeup



www.sncm.co.za



*Hair and Makeup **CHERYL PARKER** - makeup



www.sncm.co.za



*Hair and Makeup **CHERYL PARKER** - makeup



www.sncm.co.za



*Hair and Makeup **CHERYL PARKER** - makeup



www.sncm.co.za





*Hair and Makeup **CHERYL PARKER** - makeup



www.sncm.co.za





*Hair and Makeup **CHERYL PARKER** - makeup



www.sncm.co.za









*Hair and Makeup **CHERYL PARKER** - makeup



www.sncm.co.za





*Hair and Makeup **CHERYL PARKER** - makeup



www.sncm.co.za









*Hair and Makeup **CHERYL PARKER** - makeup



www.sncm.co.za





*Hair and Makeup **CHERYL PARKER** - makeup



www.sncm.co.za



*Hair and Makeup **CHERYL PARKER** - makeup



www.sncm.co.za



*Hair and Makeup **CHERYL PARKER** - makeup



www.sncm.co.za







*Hair and Makeup **CHERYL PARKER** - makeup



www.sncm.co.za




*Hair and Makeup **CHERYL PARKER** - makeup



www.sncm.co.za

















PHOTOGRAPHY: JACQUES VETTERS/AGENCYBOOK, STYLING: NICKY VAN ECK/WHITES, HAIR & MAKE-UP: CHERYL PARKER/SUPERNOVA, MODEL: MARIANNE J. SION

STYLE

Dark romance/tea & dresses/proportion play

Take a trip to the fantastical and darkly romantic side of fashion with our focus on all things decadent, delicate and dreamy **(P20)**. You're also invited to tea, so don't miss our selection of party-worthy girls' dresses **(P10)**, and then amplify your style by playing with proportions for an on-trend ensemble **(P26)**.

**INTERTWINED AND
ACCESSORISED**

Adding wooden and marble beads is a great way to accessorise your hair – but you don't need to stop there. Recently we've been seeing braids adorned with yarn wraps, string and hair rings – truly your crowning glory.

JUMPSUIT RICH MINISI



BE INSPIRED
BY OUR
BEAUTY FILM.

SCAN VIA 

MAKE-UP: CHERYL PARKER
MODELS: ESSENCE/PULSE MODEL
MANAGEMENT, ARETHA/TWENTY
MODEL MANAGEMENT, LUKINDO/
OUTLAWS MODEL AGENCY
STOCKISTS SEE P126



*Hair and Makeup **CHERYL PARKER** - makeup



www.sncm.co.za







ROCK A TURBAN

If you're having a really bad hair day (as we all do sometimes), but don't like the thought of a wig, what better solution than to cover up with a turban? Not only will this solve your problem, but it gives you an opportunity to co-ordinate colours and transform the energy of your look. Experiment with different fabrics and try tying your turban into beautiful shapes. Turbans are all the rage at the moment, so you'll be totally on trend.

Photographer Nick Boulton. Hair: Maria Tius @ Infidol. Make-up: Cheryl Parker @ Supernova. Fashion assistant: Megan Thomas. Model: Roslyn @ Outlaw.

All jewellery:
Kirsten Goss,
www.kirstengoss.com
Scarf, Desray,
021 448 2887,
www.desray.co.za



WONDER WIG

Sometimes skill, hairpieces and bobby pins can't disguise the truth: you're having a bad hair day. When your hair's simply not behaving, the best thing to do is sport a good wig.

Wigs work for any occasion, day or evening, and are a simple and affordable way of glamming up your look in seconds.

Keep these tips in mind when buying and storing a wig:

1. Always invest a little extra in real-hair wigs. They may cost more, but they're worth it, as you can apply heat to them for easy styling.
2. Store your wig inside out in a box of any kind.
3. If you don't use a lot of products on your wig, you'll only need to wash it once every three months. (Special wig shampoos are available from selected salons.)
4. For long-haired wigs, it's important to trim the split ends.
5. Never use oil sprays on a wig. It's simply unnecessary and can leave a heavy, dull residue.



HAIR

BEAUTIFUL BUN
An elegant bun is one of the easiest looks to achieve and can be dressed up or down for any occasion. All you need are a few bobby pins, a cheap hairpiece and your hands. "A short ponytail piece will work perfectly: fold it in half and pin it on. It's that easy!" says Merle. "There's room to experiment with the size of the bun, the colour and the positioning."