

## REGAL *romance*

*Make a statement this season with opulent eye-shadow hues,  
soft blush tones and standout lip colours*

PHOTOGRAPHY MARGUERITE OELOFSE

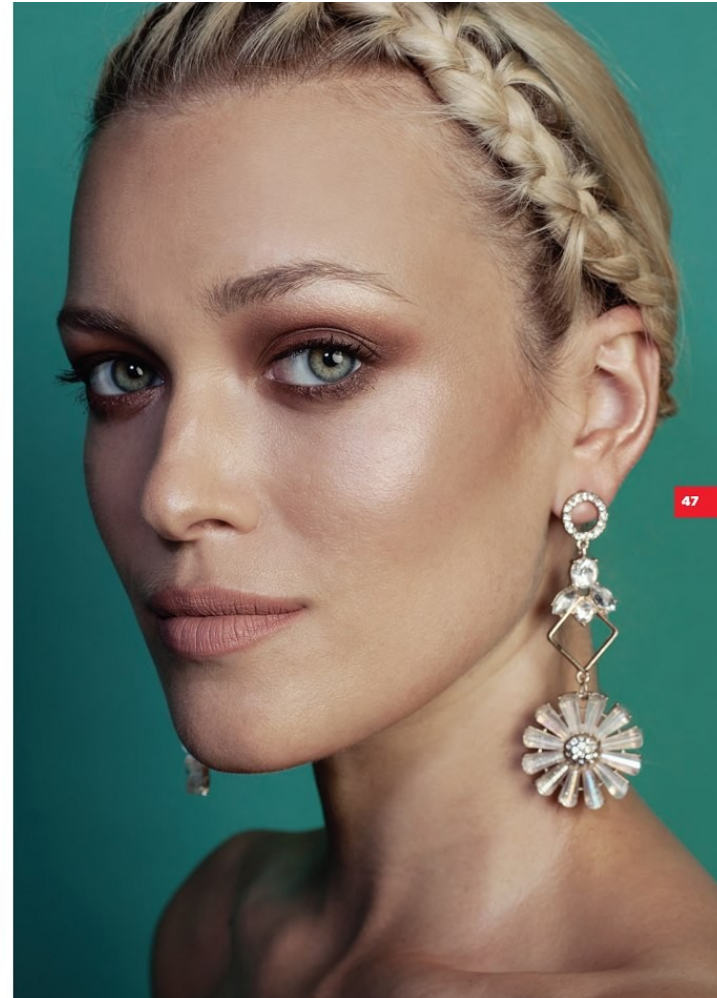


### CONTOURED QUEEN


Prep skin with a hydrating moisturiser, then apply a primer and foundation. To create chiselled cheekbones, add a darker contour shade to the hollows beneath the cheeks and blend the formula to form a natural contour. For added definition, sweep a highlighting powder along the bridge of the nose and apples of the cheeks.

1. **SENSAI** LUMINOUS SHEER FOUNDATION SPF 15 **R935** 2. **MAC** LIPFINITY LIPSTICK IN BRICK DUST **R340** 3. **L'ORÉAL** INFALLIBLE LONGWEAR SHAPING STICK FOUNDATION IN CAFFUCCINO **R139.95** 4. **DOLCE & GABBANA** LUMINOUS CHEEK COLOUR IN TAN **R875** 5. **SMASHBOX** PHOTO FINISH PRIMERIZER **R525** 6. **INGLOT** FREEDOM SYSTEM EYE SHADOW AMG SHINE IN 09 **R149** 7. **INGLOT** SPARKLING DUST IN 06 **R399**


EDGARS CLUB JUNE 2018
























Go big or go home

OPPOSITE PAGE  
Every woman needs at least one fabulous wig that is able to completely transform her look. Here, we used a big, ringlet-curl wig that has highlighted pieces around the face. We boosted the shine with some sheen spray (ORS Olive Oil Nourishing Sheen Spray R42). Remember to store your wig on a wig stand when you're not wearing it, to ensure it keeps its shape.

TOP R7 500 ERRE

This is a surprisingly easy style to achieve, and works on medium-length and long hair. Braid the hair at the sides (cornrows would also work). Then tease the top section at the roots and spray with a strong-hold hairspray such as MoroccanOil Luminous Hairspray Extra Strong R375 to give the style some height.

Modernist mohawk

BOLERO R6 800 KLOK CGDT.  
EARRINGS R900 MATTER OF  
FACT. NECK PIECE R950  
LULU BELLE



Shapeup

This style takes the Afro into another dimension. Side-part the hair, then create an off-centre structure using a fun hair accessory. Add a little moisturising cream such as Cantu Shea Butter Coconut Oil Shine & Hold Mist R200 to the hair for manageability.

DRESS R13 800 KLÖK CGDT.  
BROOCH (WORN IN HAIR)  
R250, EARRINGS R1 400  
BOTH LULU BELLE











SERVE  
BURGUNDY

Dare to be different with deep, dark maroon. The traditional spot to place such an opulent colour would be the lips, but this season break with convention and wear it over your lids and lower lashes instead. Specs of shimmer in the eyeshadow make it that much richer, while a cream or caramel-coloured lip in a matte finish is reminiscent of the '70s.





COMFORTABLE  
COCOA

**Decadent lips are the order of the day.** Bank brights for a bit and lace lips with coffee, cocoa or chocolate-coloured lipsticks, glosses or tints. Complement the warmth of the lips with a slate grey eyeshadow washed over the lids and lightly brush on mascara.





**TAILORED TO  
PERFECTION**

Go for seamless make-up and soft contouring, choosing a foundation that perfectly diffuses into your natural skin tone. Create subtle definition by applying a foundation two shades darker than the one used on your face just below your cheekbones. Enhance your eyes, lips and brows with colours that match those features.

\*photographer **MARGUERITE OELOFSE** - beauty



[www.sncm.co.za](http://www.sncm.co.za)



































